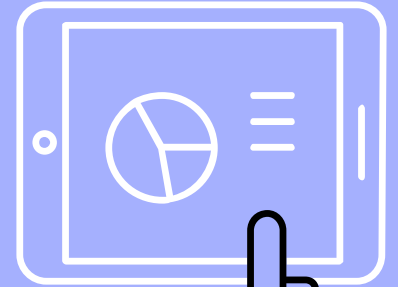
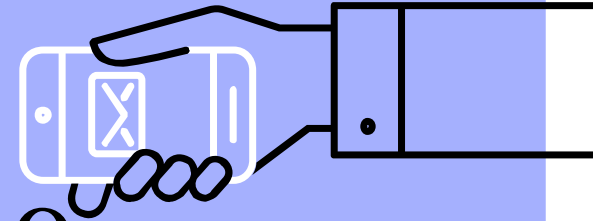
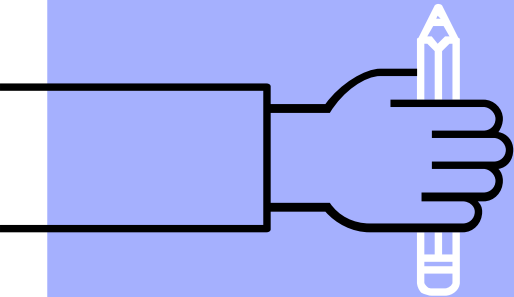





# Using eTools to enhance teaching & learning



## P5 Writing 1 (Unit 1-2)

It is Courtesy Week. Your teacher asks you to write an article “How we should behave” to tell your schoolmates how we should behave both at home and in public places.



at home

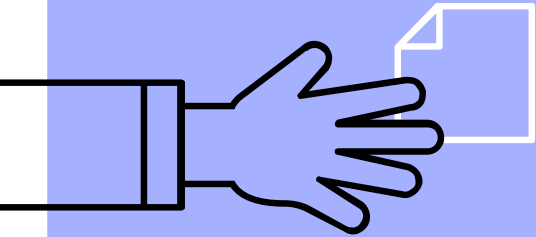
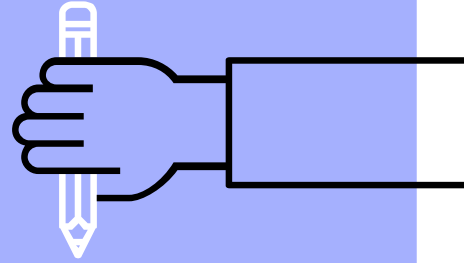
at school



on public transport

?

# Process of Writing: Before Writing



## Writing Strategy ①: RAFT strategy

Role:  
Student

R.A.F.T.

Audience:  
Schoolmates  
– students

ROLE. AUDIENCE. FORMAT. TOPIC.



A Detailed Rubric for Any RAFT Acti

Format:  
Articles

Topic:  
Good behaviours at  
home and in public  
places

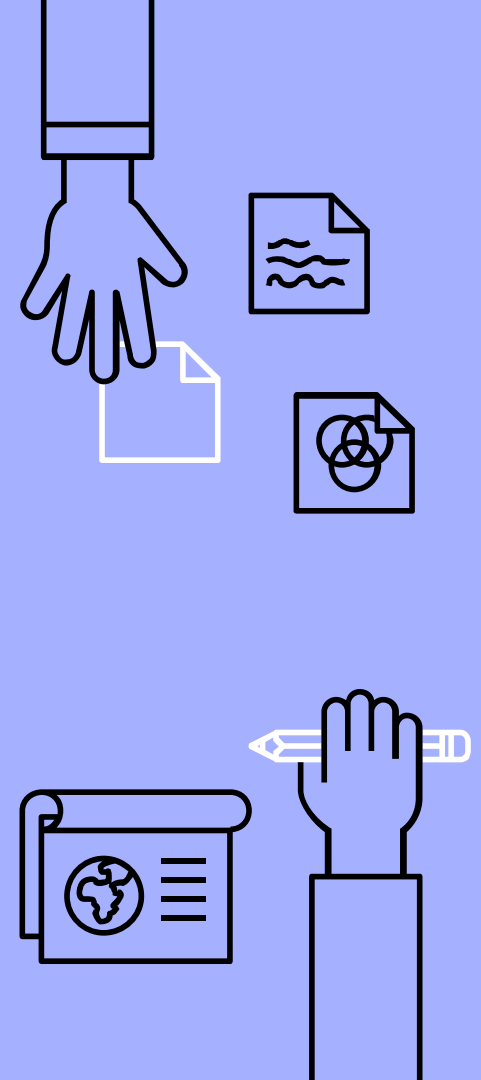
# Anticipating Problems and Solutions

Observable problems:

- For normal students, they cannot organize writing well or develop main ideas with supporting details.
- For less able students, they don't know how to start, what to write or how to end

Possible solutions:

- ❶ Holistic Planning of the module
- ❷ Enough input
- ❸ Graphic organizers



# Holistic Planning of a module

## Reading (Input)

- Theme (ideas & vocabulary)
- Text Structures
- Language patterns
- Grammar items

GE programme (grammar, vocab,  
language items)

Assignment/ Classwork

Tasks/ Activities (for applying vocab,  
grammar, sentence patterns)

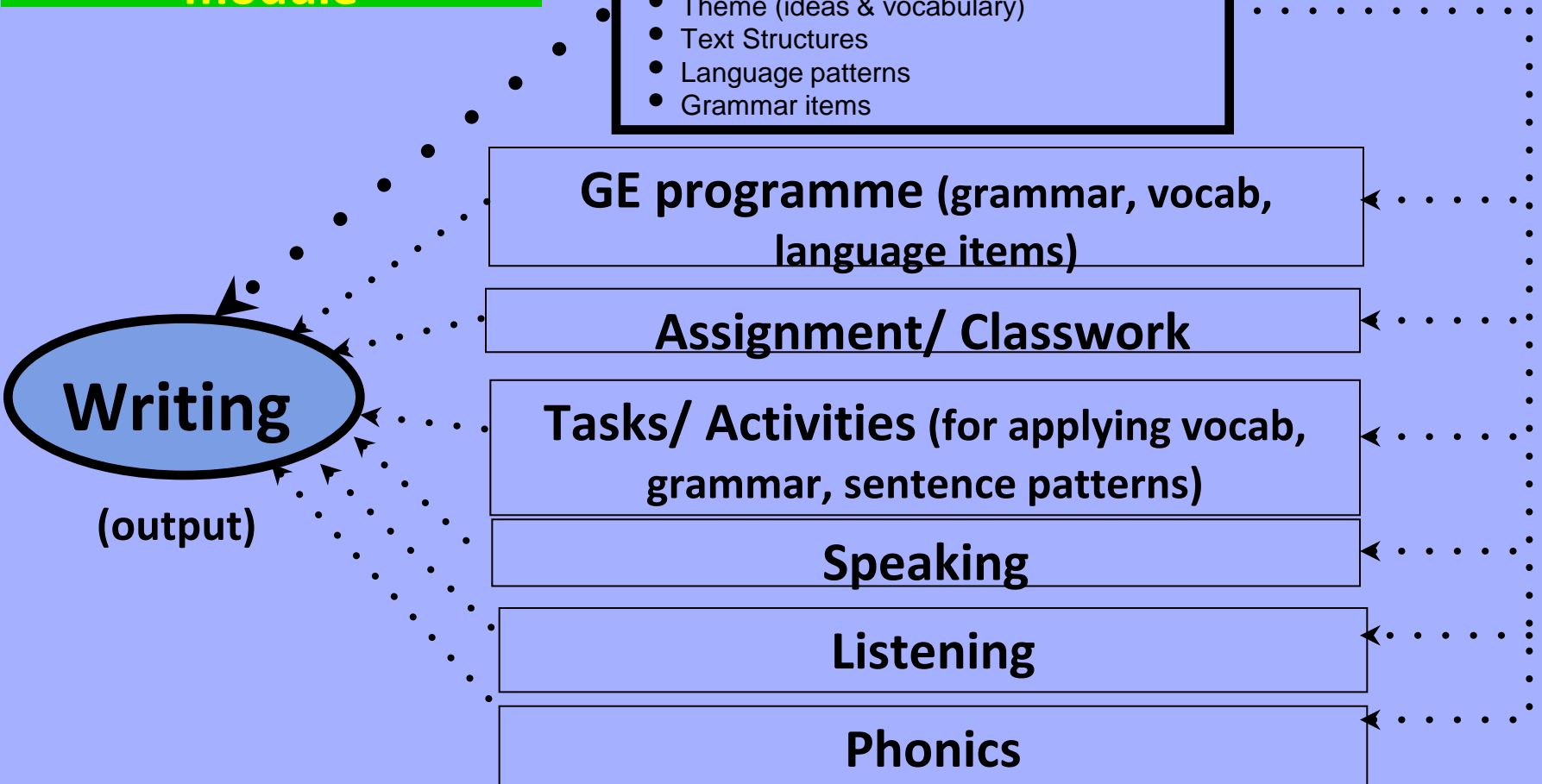
Speaking

Listening

Phonics

Writing

(output)



# Enough input

Module	Unit	***Reading	**Grammar	*Writing Topics
Caring for others	Unit: Be considerate 1 Good behavior	(a) Text Type: magazine Title: Good manners? Bad manners? Functions: <input checked="" type="checkbox"/> text type features <input checked="" type="checkbox"/> vocab <input checked="" type="checkbox"/> sentence structures <input checked="" type="checkbox"/> ideas (b) Text Type: school notice Title: Mount Rose Primary School Functions: <input type="checkbox"/> text type features <input checked="" type="checkbox"/> vocab <input type="checkbox"/> sentence structures <input checked="" type="checkbox"/> ideas	1. <b>Adverbs</b> “patiently, impatiently, politely, rudely, etc) <b>in opposite pairs</b>  2. <b>Modal “should” and “shouldn’t” and bare infinitives</b> after modals	1. Write an article about advices on good behaviors in schools, home and in public area. You should write in paragraphs with topic sentences and examples.  Text Type: Article
	Unit: Be considerate 2 Be nice to others	(a) Text Type: poem Title: I’m so Sorry Functions: <input type="checkbox"/> text type features <input checked="" type="checkbox"/> vocab <input type="checkbox"/> sentence structures <input checked="" type="checkbox"/> ideas (b) Text Type: magazine Title: Ask Aunt Milly Functions: <input type="checkbox"/> text type features <input checked="" type="checkbox"/> vocab <input checked="" type="checkbox"/> sentence structures <input checked="" type="checkbox"/> ideas	1. <b>Phrasal verbs</b> “be nice to, be mean to, take care of, etc” 2. <b>Reciprocal pronouns</b> “each other and one another” 3. <b>Adjectives:</b> unkind, tame, stuck, worried, glad, only 4. <i>*Teaching Grammar through context (CG2.0):</i> Ss should use <b>present tense (simple present, present continuous, present perfect, etc)</b> in writing articles	
	Model Writing at 3000+ words for Writing	(b) Text Type: article Title: How to behave at the theater Functions: <input checked="" type="checkbox"/> text type features <input checked="" type="checkbox"/> vocab <input checked="" type="checkbox"/> sentence structures <input checked="" type="checkbox"/> ideas	1. Sentence openers 2. First Paragraph 3. Conclusion	

Chapter start-up activity: Using adverbs to describe actions → p.T51

## Reading

Pre-reading activity: Activating background knowledge using KWL → p.T52

People in different countries have different ideas about what is polite and what is rude. Read the magazine article. What do people do differently?

This magazine article is an exposition on etiquette. It gives us a clear explanation of how we should and shouldn't behave in different countries.

Questions for Reading → p.T53

## Good manners? Bad manners?

Remind pupils not to forget the **a** in the word **planners**. Manners means the polite ways of behaving in society. The word **manor** means the way in which something is done or happens.

Nowadays people often visit other countries. It is important to know how you should behave when you are abroad. You don't want people to think you are rude!

Abroad is an adverb which means in a foreign country. Make sure pupils do not confuse this word with aboard. Aboard can be a

### Body language

to a ship, plane, or train. Draw pupils' attention to the spelling of the word **abroad**.

We should be careful about body language. We should not point with our fingers or feet in India or Thailand. People there think it is rude. In many Asian countries, the



Are you confused? Don't worry! If you are not sure, you should ask.. People will be happy to tell you. Remember – you should respect one another's culture.

Nowadays people often visit other countries. It is important to know how you should behave when you are abroad. You don't want people to think you are rude!

... should be clean and tidy when we finish eating. In many countries, it is rude to eat noisily. Not in Japan! There we should eat noodles noisily! Japanese people say noodles do not taste good if we eat them quietly!



Are you confused? Don't worry. If you are not sure, you should ask. People will be happy to tell you. Remember – you should respect one another's cultures.

### What is the most interesting thing you learnt from this article?

After-reading activity: Completing the KWL table → p.T53



The tourist probably wants to say, 'Excuse me! Can you take a picture for me?'

To be polite, you can say 'Excuse me' to get someone's attention or when you need to get past someone.





# 1 Good manners



We should have good manners when we are

- travelling on public transport
- going to the theatre
- eating at a restaurant
- at home

## Travelling on public transport



offer your seat to people who need it



pregnant women



disabled people



fly people



people travelling with children



put your feet on the seat opposite



litter

spit



disturb others

*On the bus, we should offer our seat to people who need it. We shouldn't put our feet on the seat opposite. It is selfish.*



jump the queue

Please mind the gap between the train and the platform.



wait patiently on the platform

Please hold the handrail.



keep right on the escalator

let passengers exit first



push your way onto the train



lean against the grab poles



rush to the seats


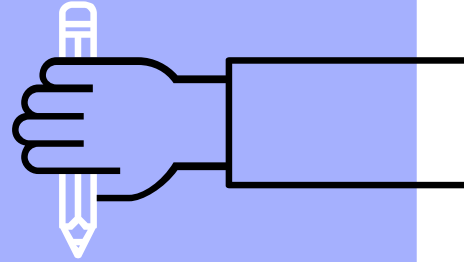
We mustn't push our way onto the train when it arrives. We must let passengers exit first. We mustn't rush to the seats either.



sit on the train floor



# Process of Writing: While Writing

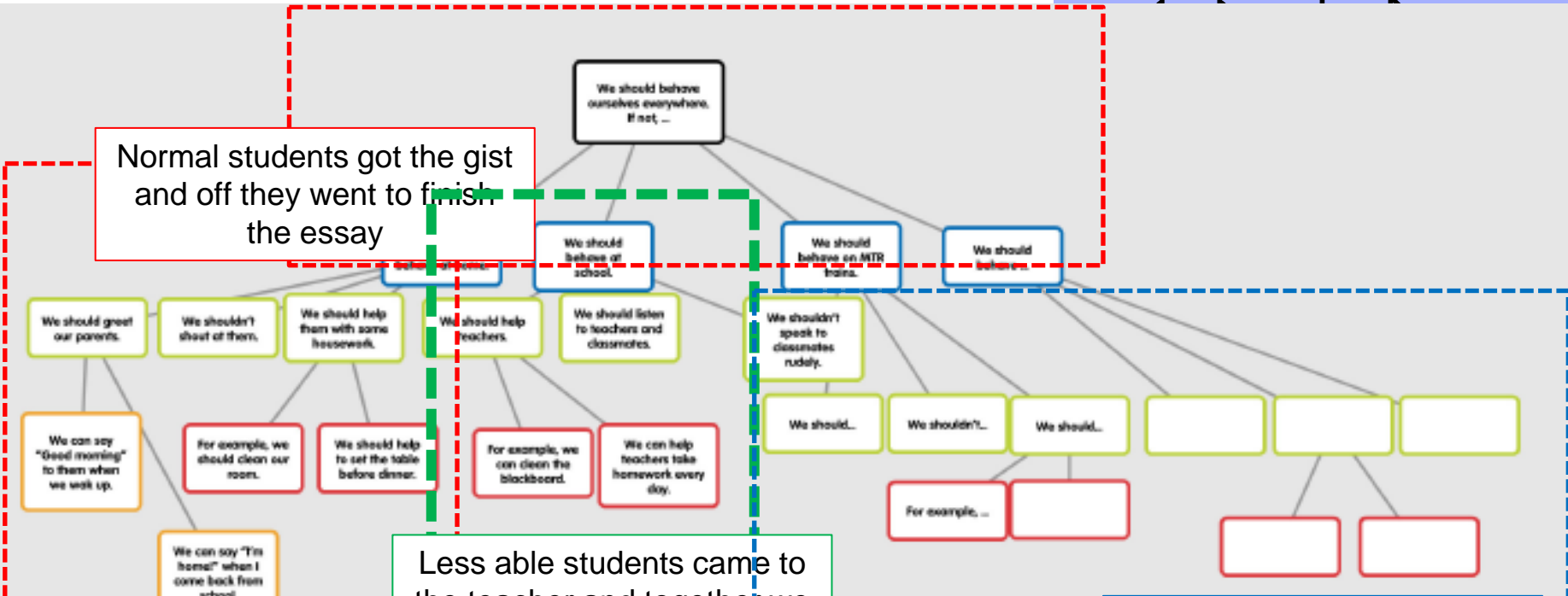




*Popplet is an effective  
and attractive eTool to  
make graphic organizers  
to help with the  
organization*



# Writing Strategy 2: Using the right graphic organizer



Normal students got the gist and off they went to finish the essay

Less able students came to the teacher and together we constructed another part of the mind map. Off they went to finish the rest.

There were always the weakest ones who still didn't have a single clue of what you were talking about...

This is Courtesy Week. Your teacher asks you to write an article "How we should behave" to tell your schoolmates how we should behave both at home and in public places. You can get bonus marks by writing sentences using 'should' and 'shouldn't'.

## How We Should Behave

everywhere

We should behave wherever in every where because this is good.

Opening

We should behave at home. For example,

we should knock before we go in to someone's room. We shouldn't slam the door or shout at our helper.

The paragraph about "home"

We should behave at school. For example,

we should talk to my friends. We should listen to my friends. We should be nice to my friends. We shouldn't be mean to my friends. We shouldn't laugh at my friends.

The paragraph about "school"

We should behave at MTR. For example, we shouldn't push our way onto the train when it arrives. We must let passengers exit first. We shouldn't rush to get on the train.

The paragraph about "public transport"

We should behave at eating at a restaurant. For example, we should wait patiently to be seated. We shouldn't run around the restaurant. We should speak politely to the waiter/waitress.

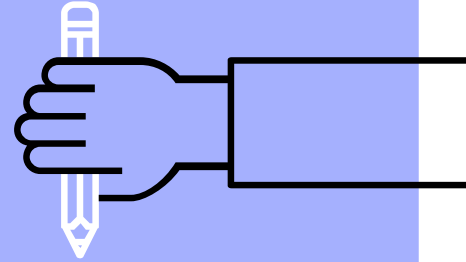

This student chose to write an extra paragraph "restaurant"

We shouldn't talk loudly on the phone. We should behave everywhere.

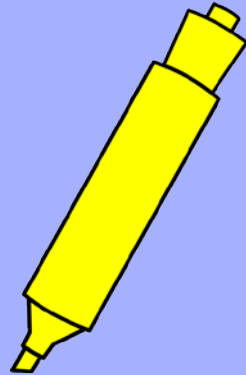

Closing

As you can see,





# Process of Writing: After Writing





*Popplet* helps a teacher:

- ✓ cater for learners diversity
- ✓ teach “organization” in writing
- ✓ motivate students to read information from the mind map (because they are colourful)
- ✓ provide layers of mind maps (because of the colours) to construct main ideas and supporting ideas
- ✓ show the sequence of ideas (layers of mind map)

**Popplet is great ! Try it out!!!**